

SELECT 1 DAY CONTACT LENS












PACKAGE INSERT

Select 1 Day (somofilcon A)

Soft (hydrophilic) Contact Lenses for Daily Wear Single Use Only with UV Blocker

SYMBOLS KEY

The following symbols may appear on the label or carton.

SYMBOL	DEFINITION	Reference
	Caution: Federal (USA) law restricts this device to sale by or on the order of a licensed practitioner	81 FR 38911
	Caution / See Instructions for Wearers	BS EN ISO 15223-1 Table 1, Symbol 5.4.4
	Use by Date (expiration date)	BS EN ISO 15223-1 Table 1, Symbol 5.1.4
	Batch Code	BS EN ISO 15223-1 Table 1, Symbol 5.1.5
	Sterile using Steam Heat	BS EN ISO 15223-1 Table 1, Symbol 5.2.5
	Manufacturer	BS EN ISO 15223-1 Table 1, Symbol 5.1.1
	Authorized representative in the European Community	BS EN ISO 15223-1 Table 1, Symbol 5.1.2
	Do not use if package is damaged	BS EN ISO 15223-1 Table 1, Symbol 5.2.8
	Consult instructions for use / consult electronic instructions for use	BS EN ISO 15223-1 Table 1, Symbol 5.4.3
	Do not re-use	BS EN ISO 15223-1 Table 1, Symbol 5.4.2
	Date of manufacture	BS EN ISO 15223-1 Table 1, Symbol 5.1.3

DESCRIPTION

Select 1 Day (somofilcon A) Soft (hydrophilic) Contact Lenses for Daily Wear Single Use are a hydrophilic co-polymer of silicone containing monomers and hydrophilic monomers which is cross-linked with tetraethyleneglycol dimethacrylate and di-functional methacryloxypropyl-terminated poly(dimethylsiloxane).

When hydrated the lens consists of 44.0% somofilcon A and 56.0% water by weight of saline immersed in normal saline. A benzophenone UV absorbing monomer is used in the contact lens to help protect against transmission of harmful UV radiation and Select 1 Day (somofilcon A) Soft contact lenses help protect against transmission of harmful UV radiation to the cornea and into the eye.

The average transmittance characteristics are less than 5% in the UVB range of 280 to 315nm and less than 50% in the UVA range of 316-380nm.

SELECT 1 DAY CONTACT LENS

The lens has a hemispherical flexible shell, which covers the cornea and a portion of the adjacent sclera, with the following dimensions:

- Chord Diameter: 13.0mm to 15.5mm
- Centre Thickness: 0.03mm to 0.50mm
- Base Curve: 7.5mm to 9.30mm
- Powers: -20.00 DS to +20.00 DS

The physical/optical properties of the lenses are:

- Refractive Index: 1.4003
- % Transmittance @ 590nm: 98.13
- % Transmittance @ 280-315nm: 0.71
- % Transmittance @ 316-380nm: 20.62
- Surface Character: Hydrophilic
- Water Content: 56%
- Oxygen Permeability (DK): 60×10^{-11} (cm²/sec) (ml O₂/ml x mmHg) at 35°C (Fatt Method for determination of oxygen permeability)
- Specific Gravity: 1.17

LENS PARAMETERS

The lenses are available as follows:

Select 1 Day (somofilcon A)

Sphere Powers:	+20.00 to -20.00 DS
Centre Thickness:	varies with power, e.g., 0.07mm (at -3.00 DS)
Diameter:	13.0 through to 15.5mm
Base Curve:	7.50 through to 9.30mm

Call our Customer Service Department at (800) 341-2020 for current availability.

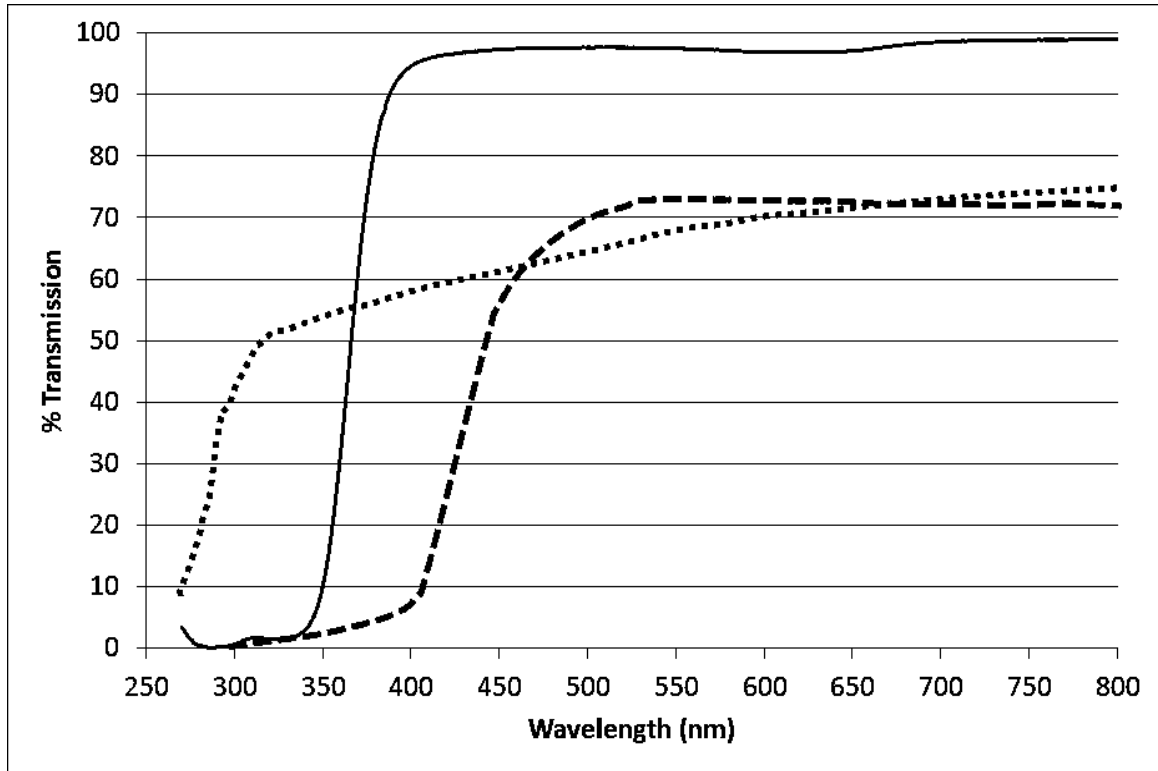
ACTIONS

In its hydrated state, Select 1 Day (somofilcon A) Soft (hydrophilic) Daily Disposable Contact Lens with UV Blocker when placed on the cornea acts as a refracting media to focus light rays on the retina.

SELECT 1 DAY CONTACT LENS

TRANSMITTANCE CURVES

The transmittance curve below compares Select 1 Day (somofilcon A) Soft (hydrophilic) Daily Disposable Contact Lens with UV Blocker, a 24-yr. old human cornea and 25-yr. old human crystalline lens.



Key:

- Select 1 Day (somofilcon A) Soft (hydrophilic) Daily Disposable Contact Lens with UV Blocker. The data shown was obtained from measurements taken through the central 3-5 mm portion for the thinnest marketed lens (-6.00DS lens with a centre thickness 0.070mm).
- 24-year old human cornea¹
- 25-year old crystalline lens²

1. Lerman, S., *Radiant Energy and the Eye*, MacMillan, New York, 1980, p.58, fig. 2-21

2. Waxler, M., Hitchins, V.M., *Optical Radiation and Visual Health*, CRC Press, Boca Raton, Florida, 1986, p.19, fig. 5

SELECT 1 DAY CONTACT LENS

WARNING:

UV-absorbing contact lenses are NOT substitutes for protective UV-absorbing eyewear such as UV-absorbing goggles or sunglasses because they do not completely cover the eye and the surrounding area. You should continue to use UV-absorbing eyewear as directed.

Note:

Long-term exposure to UV radiation is one of the risk factors associated with cataracts. Exposure is based on a number of factors such as environmental conditions (altitude, geography, cloud cover) and personal factors (extent and nature of outdoor activities). UV blocking contact lenses help provide protection against harmful UV radiation. However, clinical studies have not been done to demonstrate that wearing UV blocking contact lenses reduces the risk of developing cataracts or other eye disorders. Consult your eyecare practitioner for more information.

INDICATIONS FOR USE

The **SELECT 1 DAY** (somofilcon A) Soft (hydrophilic) Daily Disposable Contact Lens with UV blocker is indicated for daily wear single use only for the correction of refractive ametropia (myopia and hyperopia) in phakic or aphakic persons with non-diseased eyes that may exhibit astigmatism up to 2.00 Diopters that does not interfere with visual acuity.

The Select 1 Day (somofilcon A) Soft (hydrophilic) Contact Lenses are indicated for daily wear single use only. The lenses are to be discarded upon removal; therefore, no cleaning or disinfection is required.

CONTRAINDICATIONS (REASONS NOT TO USE)

DO NOT USE your contact lenses when any of the following conditions exist:

- Acute and subacute inflammation or infection of the anterior chamber of the eye
- Any eye disease, injury, or abnormality that affects the cornea, conjunctiva, or eyelids
- Insufficiency of lacrimal secretion (dry eyes)
- Corneal hypoesthesia (reduced corneal sensitivity)
- Any systemic disease that may affect the eye or be exaggerated by wearing contact lenses
- Allergic reactions of ocular surfaces or adnexa that may be induced or exaggerated by wearing contact lenses
- Any active corneal infection (bacterial, fungal, protozoal, or viral)
- If the eyes become red or irritated

SELECT 1 DAY CONTACT LENS

WARNINGS

You should be advised of the following warnings pertaining to contact lens wear:

- Problems with contact lenses or lens care products could result in serious injury to the eye. Proper use and care of your contact lenses and lens care products, including lens cases are essential for the safe use of these products.
- Eye problems, including a sore or lesion on the cornea (corneal ulcers) can develop rapidly and lead to loss of vision.
- The risk of an infected sore or lesion on the cornea (ulcerative keratitis) is greater for people who wear extended wear contact lenses than for those who wear daily wear lenses. Do not wear your lenses while sleeping as the risk of sore or lesion on the cornea (ulcerative keratitis) is greater than among those who do not wear them while sleeping.
- The risk of ulcerative keratitis among contact lens users who smoke is greater than among non-smokers.
- If you experience eye discomfort, excessive tearing, vision changes, or redness of the eye, you should immediately remove the lenses and promptly contact your Eye Care Professional. It is recommended that you see your Eye Care Professional routinely as directed.
- **Water Activity** – Do not expose your contact lenses to water while you are wearing them.

Water can harbor microorganisms that can lead to severe infection, vision loss or blindness. If your lenses have been submersed in water when swimming in pools, lakes or oceans, you should discard them and replace them with a new pair. Ask your eye care practitioner (professional) for recommendations about wearing your lenses during any activity involving water.

PRECAUTIONS

At your initial visit to your Eye Care Professional:

- Be sure you read and understand the full contents of this booklet and discuss it with your Eye Care Professional.
- Give your Eye Care Professional a complete history of your eye health, including any eye injuries, diseases, conditions or other problems you have had with your eyes, even if they seem unimportant to you.
- Tell your Eye Care Professional about your general health, any medicines you are taking, current treatment by a physician, any disease you had or now have and any prior surgery.
- Before leaving the Eye Care Professional's office, you should be able to promptly remove lenses or should have someone else available who can remove the lenses.

SELECT 1 DAY CONTACT LENS

Lens Handling Precautions:

- **Always wash and rinse your hands before handling lenses.** Do not get cosmetics, lotions, soaps, creams, deodorants or sprays in your eyes or on the lenses. It is best to put on lenses before putting on makeup. Water-based cosmetics are less likely to cause damage to lenses than oil-based products.
- **Do not** touch contact lenses with your fingers or hands if your hands are not free of foreign materials, as microscopic scratches of the lenses may occur, causing distorted vision and/or injury to the eye.
- **Do not** touch the lens with your fingernails.
- **Carefully** follow the handling, insertion, removal and wearing instructions in the Patient Instructions for Select 1 Day and those prescribed by your Eye Care Professional.
- **Always** handle lenses gently and avoid dropping them.
- **Never** use tweezers or other tools to remove lenses from the lens container unless specifically indicated for that use. Pour the lens into your hand when removing from lens blister.

Lens Wearing Precautions:

- You should remove your lenses immediately if your eyes become red or irritated.
- **Never** wear lenses beyond the period recommended by your Eye Care Professional.
- **Always** discard lenses worn as prescribed by your Eye Care Professional.
- If aerosol products such as hair spray are used while wearing lenses, exercise caution and keep **your eyes closed** until the spray has settled.
- **Avoid** all harmful or irritating vapours and fumes while wearing lenses.
- **Avoid** rubbing your eyes with the lenses on; this can irritate your eye or dislodge the lens.
- **Keep** your eyes closed tightly when washing or showering to keep water and soaps out of your eyes; these may cause loss of the senses, contamination or injury to your eyes.
- **Always** contact your Eye Care Professional before using any medicine in the eyes.
- **Ask** your Eye Care Professional whether there are any other wearing restrictions that apply to you.

SELECT 1 DAY CONTACT LENS

Follow-up visits to your Eye Care Professional:

- As with any contact lens, follow-up visits are necessary to assure the continuing health of your eyes. Be sure to keep your follow-up appointments.
- When you return for follow-up visits, be sure to tell your eye care practitioner if your eyes have felt dry, irritated or anything other than completely comfortable while wearing your contact lenses.
- If there is any question in your mind about your wearing schedule and restrictions, cleaning lens handling procedures, lens replacement program, the condition of your lenses, your follow-up visit schedule, or anything else about contact lens wear, be sure to discuss the subject with your Eye Care Professional, who is there to help you and see you use your contact lenses safely and properly.
- If your eye care practitioner puts a dye or drops in your eyes during the examination, ask when you may reinsert the lenses. The use of most dyes or drops will require a waiting period before the lenses may be reinserted.

Who should know that you are wearing Contact Lenses?

- Inform your doctor (health care professional) about being a contact lens wearer.
- Always inform your employer of being a contact lens wearer. Some jobs may require use of eye protection equipment or may require that the patient not wear contact lenses.

ADVERSE REACTIONS

Be aware that the following problems may occur when wearing contact lenses:

- Your eyes may sting, burn and/or itch (irritation).
- There may be less comfort than when the lens was first placed on your eye.
- There may be an abnormal feeling of something in the eye (foreign body, scratched area).
- There may be potential for some temporary impairment due to peripheral infiltrates, peripheral corneal ulcers and corneal erosion. There may be potential for other physiological observations, such as local or generalized edema, corneal neovascularisation, corneal staining, injection, tarsal abnormalities, iritis and conjunctivitis, some of which are clinically acceptable in low amounts.
- There may be excessive watering (tearing), unusual secretions or redness of your eyes.

SELECT 1 DAY CONTACT LENS

- There may be poor visual acuity, blurred vision, rainbows, or halos around objects, sensitivity to light (photophobia) or dry eyes may also occur if your lenses are worn continuously or for too long a time.

If you notice any of the above symptoms:

- **Immediately remove the lenses.**
- If the discomfort or problem stops, look closely at the lens.
- If the lens is in any way damaged, do not put the lens back on your eye. You should discard the lens and insert a new fresh lens on your eye.
- If your lens has dirt, an eyelash, or foreign body on it, or the problem stops and the lens appears undamaged, you should dispose of the lens and insert a new fresh lens.
- If the problem continues, you should not put the lens back on your eye but immediately consult your eye care professional.
- When any of the above symptoms occur, a serious condition such as infection, corneal ulcer, neovascularisation or iritis may be present. **Seek immediate** professional identification of the problem and prompt treatment to avoid serious eye damage.

FITTING

Conventional methods of fitting contact lenses apply. For a detailed description of the fitting techniques, refer to the Patient Instructions Guide, copies of which are available from:

CooperVision
Attn: Product Services
711 North Road
Scottsville, New York 14546
(800) 341-2020
www.coopervision.com

SELECT 1 DAY CONTACT LENS

WEARING AND APPOINTMENT SCHEDULE

Your Eye Care Professional should prescribe the lenses for daily wear single use only. Your Eye Care Professional will determine your wearing schedule.

The maximum suggested daily wearing time for the lenses is:

Day	Hours
1	(4)
2	(5)
3	(6)
4	(7)
5	(8)
6	(9)
7	(10)
8	(11)
9	(12)
10 and after	– all waking hours

Follow-up examinations are necessary to ensure continued successful contact lens wear and to ascertain the effects of the lenses on the eyes. The following appointment schedule is a suggested guideline:

- 24 hours post-dispensing
- 7 days
- 1 month
- 3 months

Every 6 months thereafter

SELECT 1 DAY CONTACT LENS

LENS CARE DIRECTIONS

1. Basic Lens Care Instructions

Eye Care Professionals should review lens care directions with you, including basic lens care information.

It is essential that you learn and use good hygienic methods in the care and handling of your new lenses. Cleanliness is the first and most important aspect of proper contact lens care. In particular, your hands should be clean and free of any foreign substances when you handle your lenses. The procedures are:

- Always, wash, rinse and dry your hands before handling contact lenses.
- Do not use saliva or anything other than the recommended solutions for lubricating or rewetting lenses. Do not put lenses in your mouth.
- Never rinse your lenses in water from the tap. There are two reasons for this:
 - a. Tap water may contain impurities that can contaminate or damage your lenses and may lead to eye infection or injury.
 - b. You might lose your lens down the drain.

For Single Use Daily Wear

Remember there is no cleaning or disinfection needed with Select 1 Day contact lenses prescribed for daily wear single use wear only. The lenses are to be discarded upon removal and have replacement lenses or spectacles available.

2. Care for a Sticking (Non-Moving) Lens

If the lens stops moving or cannot be removed, you should be instructed to apply a few drops of the recommended lubricating solution directly to your eye and wait until the lens begins to move freely on your eye before removing it. If non-movement of the lens continues, you should immediately consult your Eye Care Professional.

3. Care for a Dehydrated Lens

If a soft, hydrophilic lens is exposed to air while off the eye, it may become dry and brittle. If this happens, dispose of the lens and use a fresh one.

4. Emergencies

If chemicals of any kind (household products, gardening solutions, laboratory chemicals, etc.) are splashed into your eyes, you should: **FLUSH EYES IMMEDIATELY WITH TAP WATER AND THEN REMOVE LENSES PROMPTLY. CONTACT YOUR EYE CARE PROFESSIONAL OR VISIT A HOSPITAL EMERGENCY ROOM WITHOUT DELAY.**

SELECT 1 DAY CONTACT LENS

HOW SUPPLIED:

Each lens is supplied sterile in a blister pack containing isotonic saline solution with 0.005% or 0.020% w/v poloxamer 407 added. The blister pack is labelled with the base curve, diopter, diameter, lot number, UV blocker and expiration date of the product.

Do not use if blister pack has been broken or damaged.

REPORTING OF ADVERSE REACTIONS:

All serious adverse experiences and adverse reactions observed in patients should be reported to:

CooperVision
Attn: Product Services
711 North Road
Scottsville, New York 14546
(800) 341-2020
www.coopervision.com

CAUTION: Federal law (USA) restricts this device to sale by or on the order of a licensed Eye Care Professional.